6648238-1 ✔ ACTIVE

RAPID LOCK

TE Internal #: 6648238-1

Busbar Connectors, Wire-to-Bus Bar, Wire & Cable, Thermoplastic, Black, Bag & Box, Copper Alloy, 2 AWG Wire Size, Power, Cable Mount (Free-Hanging)

View on TE.com >

Connectors > Power Connectors > Power Busbar Connectors > Busbar Connectors






Connector System: **Wire-to-Bus Bar**

Sealable: **No**

Connector & Contact Terminates To: **Wire & Cable**

Housing Material: **Thermoplastic**

Housing Color: **Black**

Features

Product Type Features

Product Type	Socket
Connector System	Wire-to-Bus Bar
Sealable	No
Connector & Contact Terminates To	Wire & Cable

Electrical Characteristics

Operating Voltage	250 VAC
Voltage Drop	20 mV

Body Features

Cable Connector Orientation	Right Angle
Bus Bar Contact Plating Material	Gold

Contact Features

	30 µin
Contact Base Material	Copper Alloy
Contact Current Rating (Max)	145 A

Contact Length	32.26 mm[1.27 in]
Bus Bar Contact Size	2
Bus Bar Contact Style	CROWN BAND

Termination Features

Termination Method to Wire & Cable	Crimp

Mechanical Attachment

Connector Mounting Type	Cable Mount (Free-Hanging)

Housing Features

Housing Material	Thermoplastic
Housing Color	Black

Dimensions

Width	16.25 mm[.64 in]
Wire Size	2 AWG

Usage Conditions

Operating Temperature Range	-65 – 105 °C[-85 – 221 °F]

Operation/Application

Circuit Application	Power

Packaging Features

Packaging Method	Bag & Box

Product Compliance

For compliance documentation, visit the product page on TE.com>

EU RoHS Directive 2011/65/EU	Compliant
EU ELV Directive 2000/53/EC	Compliant
China RoHS 2 Directive MIIT Order No 32, 2016	No Restricted Materials Above Threshold
EU REACH Regulation (EC) No. 1907/2006	Current ECHA Candidate List: JUNE 2022 (224) Candidate List Declared Against: JUNE 2022 (224) Does not contain REACH SVHC
Halogen Content	Not Low Halogen - contains Br or Cl > 900 ppm.
Solder Process Capability	Not applicable for solder process capability

Product Compliance Disclaimer

This information is provided based on reasonable inquiry of our suppliers and represents our current actual knowledge based on the information they provided. This information is subject to change. The part numbers that TE has identified as EU RoHS compliant have a maximum concentration of 0.1% by weight in homogenous materials for lead, hexavalent chromium, mercury, PBB, PBDE, DBP, BBP, DEHP, DIBP, and 0.01% for cadmium, or qualify for an exemption to these limits as defined in the Annexes of Directive 2011/65/EU (RoHS2). Finished electrical and electronic equipment products will be CE marked as required by Directive 2011/65/EU. Components may not be CE marked. Additionally, the part numbers that TE has identified as EU ELV compliant have a maximum concentration of 0.1% by weight in homogenous materials for lead, hexavalent chromium, and mercury, and 0.01% for cadmium, or qualify for an exemption to these limits as defined in the Annexes of Directive 2000/53/EC (ELV). Regarding the REACH Regulation, the information TE provides on SVHC in articles for this part number is based on the latest European Chemicals Agency (ECHA) 'Guidance on requirements for substances in articles' posted at this URL: https://echa.europa.eu/guidance-documents/guidance-on-reach

Compatible Parts

TE Part # 6648223-1
CONTACT,PIN,#2

TE Part # 1410354-7
MULTI-GIG GUIDEPIN, 9MM 2.60

Documents

Product Drawings

CROWN,SKT,#2

English

CAD Files

Customer View Model

ENG_CVM_CVM_6648238-1_A.2d_dxf.zip

English

3D PDF

3D

Customer View Model

ENG_CVM_CVM_6648238-1_A.3d_igs.zip

English

Customer View Model

ENG_CVM_CVM_6648238-1_A.3d_stp.zip

English

By downloading the CAD file I accept and agree to the Terms and Conditions of use.

Datasheets & Catalog Pages

POWER_CONNECTORS_CATALOG_SEC02_CABLE_MOUNTED

English

2_PIECE_POWER_CONNECTORS_qrg_4-1773458-1

English

Product Specifications

Application Specification

English

Agency Approvals

Agency Approval Document

English